



REPORT ON CRIME 1987

**Report for the year ended 31 December, 1987.
Commissioner, Garda Síochána, to the Minister for Justice.**

**GARDA SÍOCHÁNA,
HEADQUARTERS,
DUBLIN, 8.**

JUNE 1988

CONTENTS

PREFACE

SYNOPSIS

1. Introduction

2. Crime Statistics

3. Discussion

4. Recommendations

5. Appendix

6. Glossary

7. Index

REPORT ON CRIME 1987

**Report for the year ended 31 December, 1987.
Commissioner, Garda Síochána, to the Minister for Justice.**

**GARDA SÍOCHÁNA,
HEADQUARTERS,
DUBLIN, 8.**

JUNE 1988

CONTENTS

| | Page |
|---|---------|
| FOREWORD | 1-2 |
| INDICTABLE OFFENCES | |
| Recorded and Detected 1978 - 1987 | 3 |
| Recorded and Detected 1986 - 1987 | 3 |
| Crime Rate per Garda Division | 4 |
| Map - Indictable Offences per 1,000 population | 5 |
| Recorded and detected by Garda Divisions | 11 |
| Known to the Gardai 1987 | 12-18 |
| Value of property stolen and recovered | 19 |
| OFFENCES AGAINST THE PERSON | |
| Recorded and Detected 1983 - 1987 | 6 |
| Murder and Manslaughter | 6 |
| Analyses of Murders | 20 |
| Traffic Fatalities | 6 |
| OFFENCES AGAINST PROPERTY WITH VIOLENCE | |
| Recorded and Detected 1983 - 1987 | 7 |
| Robbery, Arson and Malicious Damage | 7 |
| Burglary | 7 |
| Analyses of Aggravated Burglaries involving use of Firearms and Armed Robberies | 21 |
| OFFENCES AGAINST PROPERTY WITHOUT VIOLENCE (LARCENIES ETC.) | |
| Larcenies | 8 |
| Recorded and Detected 1983- 1987 | 8 |
| OTHER INDICTABLE OFFENCES | |
| Recorded and Detected 1983 - 1987 | 8 |
| Age Groups - Convicted Persons | 9-10 |
| NON INDICTABLE OFFENCES | |
| Proceedings and Persons | 23 - 26 |
| Non-Indictable Offences by Division | 27 |
| Principal Non-Indictable Offences | 27 |
| Arms, Ammunition and Explosives Seized | 22 |
| Scenes of Crime Examination | 22 |
| Forensic Science | 22 |
| Missing Persons | 22 |
| Dog Handlers | 22 |

CONTENTS

| | |
|---|-------|
| Juvenile Liaison Scheme | 28 |
| Community Relations | 29 |
| Crime Prevention | 29 |
| Neighbourhood Watch | 29 |
| Community Alert | 29 |
| Community Policing | 30 |
| Sub Aqua | 30 |
| '999' Emergency Service | 30 |
| Stolen Motor Vehicle Investigation Unit..... | 30 |
| Road Traffic | 30 |
| Public Relations and Press Office..... | 30 |
| Drugs..... | 31-33 |
| Traffic Offences - Drink and Driving | 34-35 |
| 'Fines on the Spot' notices - issued in 1987..... | 35 |
| 'Fines on the Spot' notices - Parking Violations | 36 |
| APPENDICES | |
| Appendix A - Indictable Offences Recorded and Detected 1978-1987..... | 37 |
| Appendix B - Non-Indictable Offences - Proceedings and Persons Convicted, 1983-1987 | 37 |

The Minister for Justice

Sir,

I have pleasure in presenting the Annual Report on Crime recorded by the Garda Síochána for the year 1987.

The total number of indictable crimes recorded was 85,358 compared with 86,574 in 1986. This represents a decrease of 1.4%. It is the lowest figure since 1980 and the fourth year in succession in which there was a reduction in recorded crime: 2.6% in 1984; 8.5% in 1985; 5.2% in 1986.

A total of 27,787 indictable crimes were detected, making a detection rate of 32.6% compared with 31.6% in 1986.

There were 29 murders recorded for the year. This was the highest number of murders recorded in the history of the State with the exception of 1974 (which included victims of the car bombings in Dublin and Monaghan). Nineteen cases of murder were detected during the year.

Aggravated burglary (i.e. where firearms or other offensive weapons were carried) showed a decrease from 1,291 to 1,187 (8.1%) and armed crime showed a significant decrease from 685 to 581 (15.2%). Particular attention is being given to the problem of armed and organised crime, and there are indications that special measures introduced are having an effect. We have had much success in the seizure of illegally held firearms, and there were a number of significant detections in which our unarmed members displayed a high degree of courage.

The number of crimes recorded in the Dublin Metropolitan Area was 50,924 — an increase of 2.0% — and represents 59.7% of the recorded crime for the entire State. The detection rate was 28.6% as against 26.5% for 1986.

The total value of property stolen was £31,886,320, of which £3,004,324 (9.4%) was recovered. The corresponding figures for 1986 were £44,856,631 and £3,902,305 (8.7%).

The total number of persons convicted for recorded crimes or dealt with by way of caution under the Juvenile Liaison Scheme was 12,763. Of this number 5,520 (43.2%) were persons under 17 years of age. This is significant bearing in mind that the figures for 1986 were 4,347 or 34.8%. There was an increase of 36.5% in the number accepted into the Juvenile Liaison Scheme.

During the year 1,196 persons were charged with drug offences and there were 1,235 seizures of drugs. Arrests and seizures made by Customs and Excise Officials at points of entry to the State are included in the foregoing. The figures for 1986 were 1,163 and 1,440 respectively. A total of 2,981 of our members have undergone the Special Drugs Course. During the year a total of 652 talks on drug abuse were given to community groups, etc.

There were 426 fatal traffic accidents involving 462 deaths, an increase of 71 and 75 respectively. There had been a decrease in the number of fatal traffic accidents in each of the three years up to and including 1986. It is, therefore, disappointing that the downward trend has not continued.

At the end of 1987 there were 527 Neighbourhood Watch Schemes established involving 135,528 households. We are grateful for the assistance received from so many members of the public in this matter, and also from our friends in Muintir na Tire in so far as the Community Alert Schemes are concerned.

We have introduced on an experimental basis a form of community policing in selected areas of Dublin City. The objective of the Scheme is to foster and develop a better relationship with members of the public. Uniformed members have been assigned permanently to defined areas where, by their regular presence, they will get to know and relate to the residents and their problems. The aim is the development of a relationship and trust that will ensure that all the community will work in harmony with the Gardaí to solve the local law and order problems. Progress will be closely monitored and, if successful, consideration will be given to extending the Scheme to other areas.

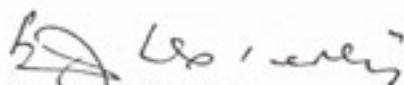
The number of non-indictable offences increased from 554,271 in 1986 to 572,899. The number of charges adjourned or otherwise disposed of is extremely high at 171,301. This was due to the problems which arose in relation to the processing of summonses.

The highlight of the year was undoubtedly the rescue of Dr. John O'Grady from his captors and the apprehension of the persons responsible. It is doubtful if we ever had a case where more commitment and courage were displayed in the various encounters with the gang members. We were greatly fortified and encouraged by an incredible number of expressions of support and goodwill received in this matter from every section of the community.

I extend my grateful thanks for the co-operation received from the general public throughout the year.

Finally, I wish to pay a personal tribute to all members of the Garda Síochána and civilian staff, who have willingly played their parts throughout a fairly demanding year.

Yours respectfully,

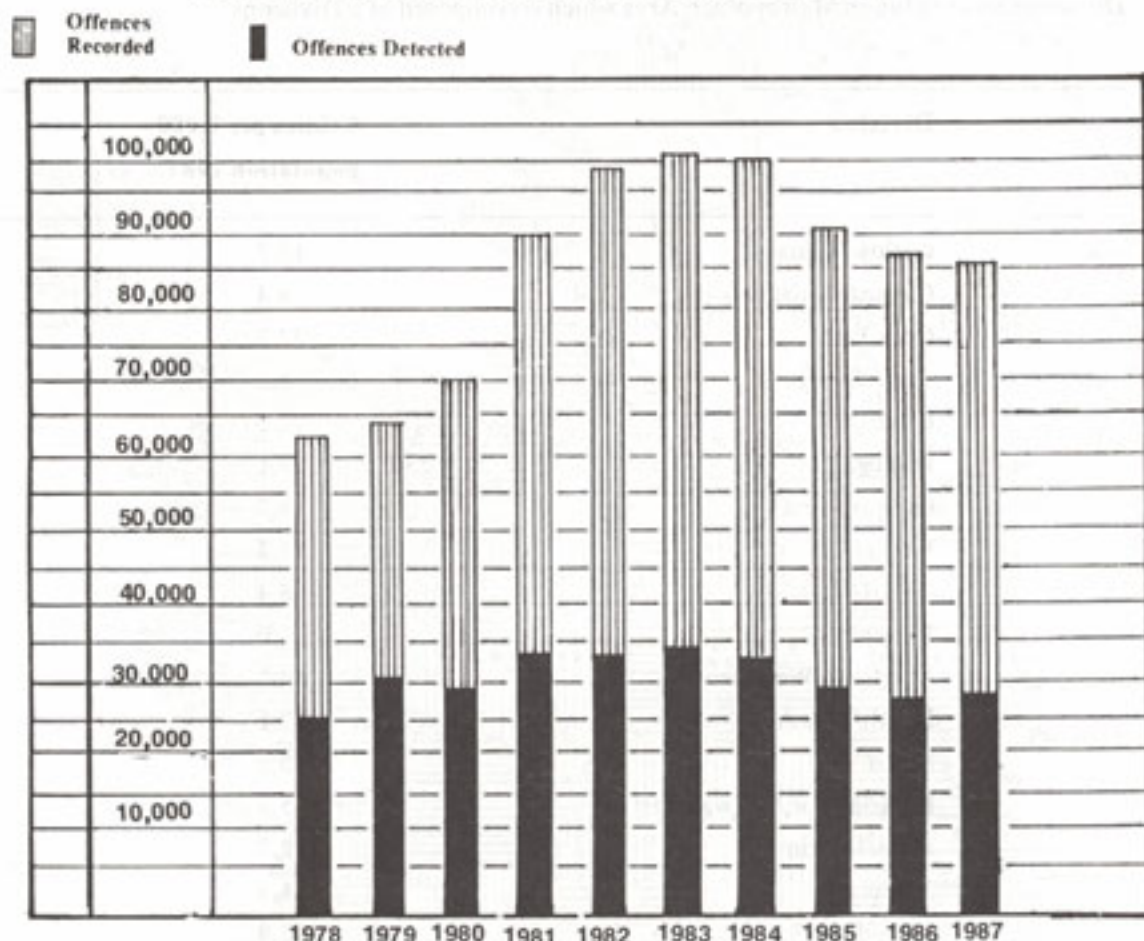

COMMISSIONER



INDICTABLE OFFENCES

Indictable offences which came to the notice of the Garda Síochána during the year ended 31st. December, 1987 numbered 85,358 as compared with 86,574 in the year ended 31st. December, 1986, a decrease of 1.4%.

OFFENCES RECORDED AND DETECTED 1978 - 1987



The figures for indictable offences are broken down in the following table:-

See Appendix 'A'

| Indictable Offences | Offences Recorded | | Change | Offences Detected | |
|---|-------------------|---------------|---------------------------|---------------------------|---------------------------|
| | 1987 | 1986 | | 1987 | 1986 |
| Offences Against the Person | 2,035 | 1,883 | + 152 (8.1%) | 1,629 (80.0%) | 1,487 (79.0%) |
| Offences Against Property with Violence | 34,930 | 35,146 | - 216 (0.6%) | 10,181 (29.1%) | 9,287 (26.4%) |
| Larcenies, etc. | 47,993 | 49,226 | - 1,233 (2.5%) | 15,651 (32.6%) | 16,344 (33.2%) |
| Other Indictable Offences | 400 | 319 | + 81 (25.4%) | 326 (81.5%) | 255 (79.9%) |
| Totals | 85,358 | 86,574 | - 1,216 (1.4%) | 27,787 (32.6%) | 27,373 (31.6%) |

In the Dublin Metropolitan Area (D.M.A.), 50,924 indictable offences were recorded, an increase of (2.0%) on the figure for 1986. Of the total crimes recorded in the State 59.7% occurred in the D.M.A. The D.M.A. has an estimated population of 1,043,787 based on the 1986 census of population, or 29.5% of the total population of the State.

CRIME RATE

Based on the 1986 Census of Population, the crime rate per 1,000 of the population was 24.1 with a rate of 48.8 in the D.M.A. and a rate of 13.8 outside the D.M.A. The following table shows the rate for each Division and the Dublin Metropolitan Area which is composed of 5 Divisions.

| Division | Crimes per 1,000 population 1987 |
|---------------------------|-------------------------------------|
| Carlow/Kildare | 13.7 |
| Cavan/Monaghan | 6.4 |
| Cork East | 22.5 |
| Cork West | 8.5 |
| Clare | 7.8 |
| Donegal | 7.1 |
| Galway West | 15.7 |
| Kerry | 11.2 |
| Leix/Offaly | 8.4 |
| Limerick | 25.0 |
| Longford/Westmeath | 19.1 |
| Louth/Meath | 17.1 |
| Mayo | 5.2 |
| Roscommon/Galway East | 5.3 |
| Sligo/Leitrim | 12.7 |
| Tipperary | 11.3 |
| Waterford/Kilkenny | 11.9 |
| Wexford | 17.9 |
| Dublin Metropolitan Area: | |
| —Northern | |
| —North Central | |
| —South Central | |
| —Southern | |
| —Eastern | |
| } | 48.8 |

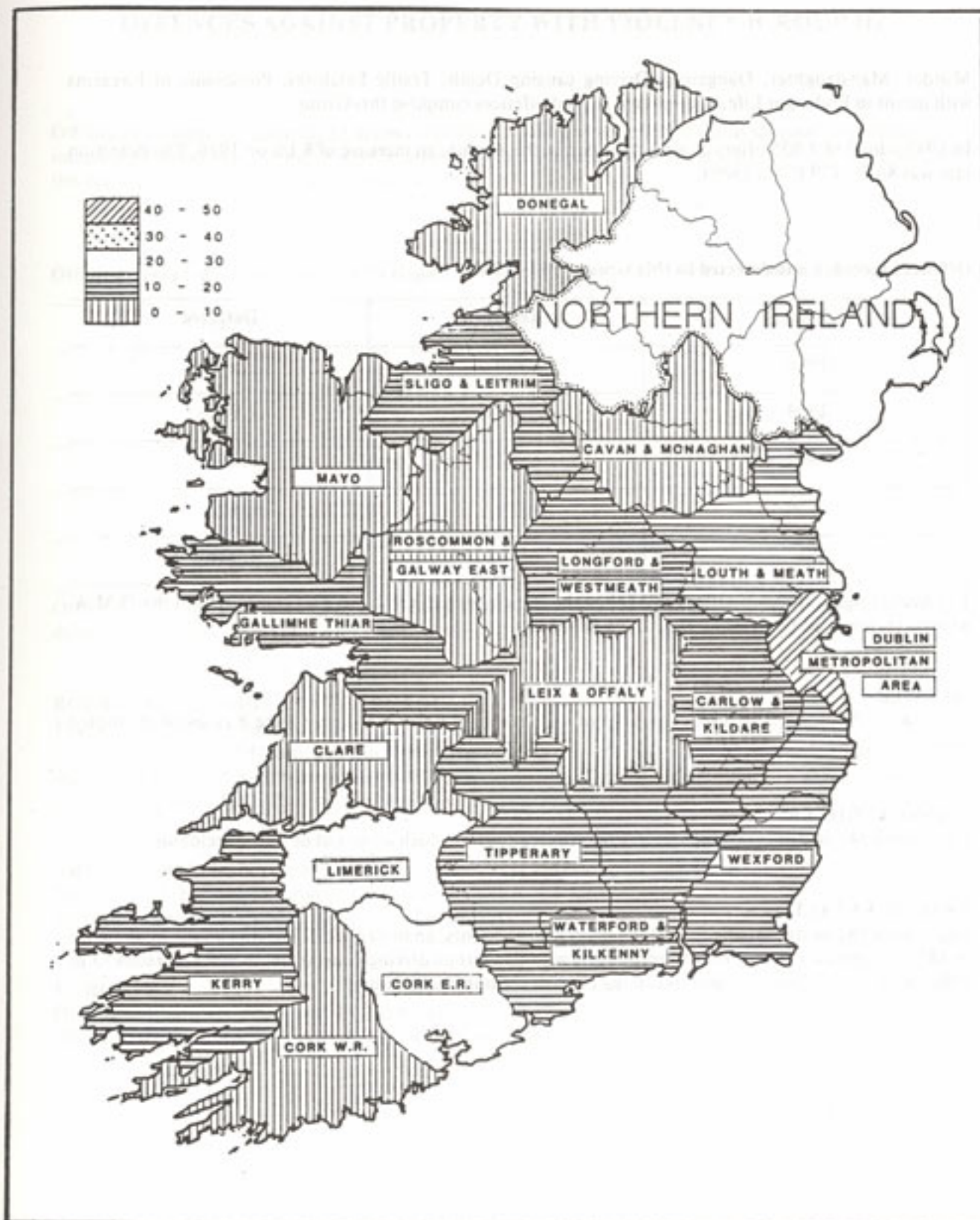
DETECTION OF CRIME

The overall detection rate in 1987 was 32.6% (31.6% in 1986). The detection rate varies from 81.5% in respect of Other Indictable Offences to 29.1% in Offences Against Property with Violence.

The total number of indictable offences detected was 27,787. Proceedings were taken in 24,743 cases, and the remaining 3,044 cases (col. 17 of Indictable Offences table) include cases dealt with under the Juvenile Liaison Scheme.

DIVISIONS OF AN GARDA SÍOCHÁNA

OFFENCES AGAINST THE PERSON GROUP 11



Indictable Offences per 1,000 population by Garda Division — 1987

OFFENCES AGAINST THE PERSON (GROUP I)

Murder, Manslaughter, Dangerous Driving causing Death, Traffic Fatalities, Possession of Firearms with intent to Endanger Life, Assault and related offences comprise this Group.

In 1987 a total of 2,035 offences were recorded in this Group, an increase of 8.1% on 1986. The detection rate was 80.0% (79.0% in 1986).

Offences recorded and detected in this Group 1983 - 1987

| Year | Recorded | Detected |
|------|----------|----------|
| 1983 | 2,306 | 1,912 |
| 1984 | 2,331 | 1,912 |
| 1985 | 2,348 | 1,884 |
| 1986 | 1,883 | 1,487 |
| 1987 | 2,035 | 1,629 |

The overall figure of 2,035 Offences Against the Person includes 926 (45.5%) committed in the D.M.A. where the detection rate was 71.3% (65.7% in 1986).

MURDER

There were 29 murders in 1987, ten (10) of which remain unsolved. There were 8 cases of attempted murder.

MANSLAUGHTER

There were 24 cases of manslaughter in 1987, twelve (12) of which arose out of traffic accidents.

TRAFFIC FATALITIES

There were 462 deaths arising from 426 fatal traffic accidents, an increase of 75 deaths on the 1986 figure of 387. Ten persons (9 in 1986) were charged with dangerous driving causing death and 6 persons (3 in 1986) were charged with dangerous driving causing serious bodily injury.

OFFENCES AGAINST PROPERTY WITH VIOLENCE (GROUP II)

Offences of burglary, aggravated burglary, robbery, arson and serious malicious damage to property are included in this group. A total of 34,930 offences were recorded in 1987, a decrease of 0.6% on 1986 and the detection rate was 29.1% (26.4% in 1986).

Offences recorded and detected in this Group, 1983 - 1987

| Year | Recorded | Detected |
|------|----------|----------|
| 1983 | 41,364 | 12,972 |
| 1984 | 41,003 | 12,008 |
| 1985 | 37,185 | 10,180 |
| 1986 | 35,146 | 9,287 |
| 1987 | 34,930 | 10,181 |

Of the total number of offences in this Group 19,049 (54.5%) were committed in the D.M.A. where the detection rate was 28.7% (24.3% in 1986).

ROBBERY AND AGGRAVATED BURGLARY

There were 1,554 robberies in 1987, an increase of 20 on the previous year. Aggravated burglaries at 1,187 decreased by 104 from 1,291 in 1986. Firearms were used in 128 cases of robbery and 453 cases of aggravated burglary, a decrease of 2 and 102, respectively, on the figures for 1986. These figures show an overall decrease of 104 armed crimes compared to the previous year.

ARSON AND MALICIOUS DAMAGE

There were 3,212 cases of malicious damage of which 208 cases were arson; 1,625 (50.6%) were detected. In 1986 the total figure for arson was 236, showing a decrease for 1987 of 11.9%.

BURGLARY

Offences of burglary numbered 28,793 of which 7,687 (26.7%) were detected. In 1986, a total of 29,014 offences of this nature were recorded showing a decrease of 0.8% for 1987.

LARCENIES ETC. (GROUP III)

Larcenies, Forgeries and Frauds of various kinds comprise this Group. In 1987, 47,993 such offences were recorded and this shows a decrease of 1,233 (2.5%) on the figure for 1986. A total of 15,651 (32.6%) of these offences were detected. In 1986 detections amounted to 33.2%.

Offences recorded and detected in this Group 1983 - 1987.

| Year | Recorded | Detected |
|------|----------|----------|
| 1983 | 58,283 | 18,479 |
| 1984 | 55,945 | 17,932 |
| 1985 | 51,354 | 17,427 |
| 1986 | 49,226 | 16,344 |
| 1987 | 47,993 | 15,651 |

The overall figure of 47,993 offences recorded in this Group, includes 30,743 (64.1%) committed in the D.M.A. where detections totalled 8,247 (26.8%). In 1986 detections in the D.M.A. totalled 8,140 (26.6%). The number of larcenies from unattended vehicles at 15,749 shows an increase of 1,111 (7.6%) on the figure for the previous year.

OTHER INDICTABLE OFFENCES (GROUP IV)

This is a miscellaneous crime group in which 400 offences were recorded. A total of 326 (81.5%) of these offences were detected.

When compared with 1986, the overall figure shows an increase of 81 (25.4%). Of the total number of offences recorded, 206 (51.5%) were committed in the D.M.A. and 178 (86.4%) of these were detected.

Offences recorded and detected in this Group, 1983 - 1987

| Year | Recorded | Detected |
|------|----------|----------|
| 1983 | 434 | 336 |
| 1984 | 448 | 321 |
| 1985 | 398 | 304 |
| 1986 | 319 | 255 |
| 1987 | 400 | 326 |

CASES PENDING

There were 15,531 cases of Indictable Offences pending in the District Court and 861 cases were awaiting trial on 31st. December 1987, as compared with 14,473 cases pending in the District Court and 935 cases awaiting trial on 31st. December, 1986.

CONVICTED PERSONS 1987 (By Age Group)

A

Age groups of persons convicted, or against whom the charge was held proved and order made without conviction, in respect of crimes which were pending on 1st. January, 1987.

| Under 14 years | 14 and under 17 years | 17 and under 21 years | 21 years and over | Total |
|----------------|-----------------------|-----------------------|-------------------|-------|
| 165 | 874 | 1,802 | 3,147 | 5,988 |

B

Age groups of persons convicted, or against whom the charge was held proved and order made without conviction, in respect of crimes which were reported during 1987.

| Under 14 years | 14 and under 17 years | 17 and under 21 years | 21 years and over | Total |
|----------------|-----------------------|-----------------------|-------------------|-------|
| 354 | 1,457 | 2,517 | 4,726 | 9,054 |

TOTAL (A) and (B)

| Under 14 years | 14 and under 17 years | 17 and under 21 years | 21 years and over | Total |
|----------------|-----------------------|-----------------------|-------------------|--------|
| 519 | 2,331 | 4,319 | 7,873 | 15,042 |

CONVICTED PERSONS 1983 - 1987

Age groups of persons convicted, or against whom the charge was held proved and order made without conviction, in years 1983 - 1987:-

| Year | Under 14 yrs | 14 and under 17 yrs | 17 and under 21 yrs | 21 yrs and over | Total |
|------|--------------|---------------------|---------------------|-----------------|--------|
| 1983 | 442 | 2,172 | 5,899 | 9,634 | 18,147 |
| 1984 | 332 | 2,017 | 5,459 | 8,588 | 16,396 |
| 1985 | 386 | 1,679 | 4,136 | 9,059 | 15,260 |
| 1986 | 551 | 2,092 | 4,180 | 8,870 | 15,693 |
| 1987 | 519 | 2,331 | 4,319 | 7,873 | 15,042 |

Total number of persons and juveniles (under 17 years of age) convicted or against whom charge was held proved and order made without conviction in years 1983 - 1987.

| Year | Total number of persons of all ages convicted | Juveniles (under 17 years) convicted |
|------|---|--------------------------------------|
| 1983 | 18,147 | 2,614 (14.4%) |
| 1984 | 16,396 | 2,349 (14.3%) |
| 1985 | 15,260 | 2,065 (13.5%) |
| 1986 | 15,693 | 2,643 (16.8%) |
| 1987 | 15,042 | 2,850 (18.9%) |

**INDICTABLE OFFENCES RECORDED AND DETECTED BY GARDA DIVISIONS AND FIVE PRINCIPAL CITY AREAS
- YEAR ENDED 31ST DECEMBER, 1987**

| DIVISION | GROUP I Offences Against the person | | GROUP II Offences Against Property with Violence | | GROUP III Larcenies etc.. | | GROUP IV Other Indictable Offences | | Total Indictable Offences | % variation on 1986 figures | No. of detections for 1987 |
|-----------------------|---|-------------|---|--------------|------------------------------|--------------|--|------------|---------------------------------|--------------------------------|----------------------------------|
| | Rec. | Det. | Rec. | Det. | Rec. | Det. | Rec. | Det. | | | |
| Carlow/Kildare | 75 | 73 | 1198 | 334 | 918 | 497 | 1 | 1 | 2192 | - 2.2 | 905 (41.3%) |
| Cavan/Monaghan | 23 | 16 | 324 | 118 | 323 | 153 | 7 | 6 | 677 | - 0.9 | 293 (43.3%) |
| Cork East | 167 | 152 | 2722 | 741 | 3688 | 1354 | 19 | 17 | 6596 | - 17.0 | 2264 (34.3%) |
| Cork West | 55 | 49 | 451 | 146 | 506 | 160 | 5 | 4 | 1017 | + 9.1 | 359 (35.3%) |
| Clare | 21 | 19 | 278 | 96 | 416 | 220 | 2 | 1 | 717 | - 9.1 | 336 (46.9%) |
| Donegal | 46 | 33 | 453 | 135 | 391 | 177 | 34 | 11 | 924 | - 21.1 | 356 (38.5%) |
| DMA - Northern | 206 | 147 | 3893 | 1205 | 4214 | 1217 | 28 | 25 | 8341 | - 2.1 | 2594 (31.1%) |
| North Central | 212 | 150 | 3138 | 828 | 9280 | 2762 | 51 | 44 | 12681 | - 0.4 | 3784 (29.8%) |
| South Central | 188 | 123 | 3338 | 1087 | 7956 | 1687 | 42 | 36 | 11524 | + 3.3 | 2933 (25.5%) |
| Southern | 236 | 171 | 5338 | 1378 | 5966 | 1391 | 28 | 27 | 11568 | + 1.4 | 2967 (25.6%) |
| Eastern | 84 | 69 | 3342 | 974 | 3327 | 1190 | 57 | 46 | 6810 | + 11.0 | 2279 (33.5%) |
| Galway West | 38 | 31 | 758 | 220 | 1112 | 492 | 2 | 2 | 1910 | - 2.4 | 745 (39.0%) |
| Kerry | 46 | 35 | 461 | 149 | 877 | 361 | 6 | 6 | 1390 | - 3.7 | 551 (39.6%) |
| Leix/Offaly | 24 | 23 | 493 | 149 | 428 | 159 | 2 | 1 | 947 | - 23.9 | 332 (35.1%) |
| Limerick | 70 | 64 | 1923 | 420 | 2107 | 842 | 7 | 6 | 4107 | - 1.6 | 1332 (32.4%) |
| Longford/Westmeath | 37 | 33 | 869 | 252 | 909 | 406 | 2 | 1 | 1817 | + 19.7 | 692 (38.1%) |
| Louth/Meath | 185 | 147 | 1872 | 468 | 1820 | 837 | 16 | 11 | 3893 | - 7.4 | 1463 (37.6%) |
| Mayo | 45 | 45 | 256 | 144 | 285 | 199 | 9 | 9 | 595 | - 13.9 | 397 (66.7%) |
| Roscommon/Galway East | 15 | 14 | 289 | 146 | 279 | 107 | 2 | 2 | 585 | + 5.6 | 269 (46.0%) |
| Sligo/Leitrim | 39 | 39 | 534 | 270 | 456 | 206 | 26 | 19 | 1055 | + 2.8 | 534 (50.6%) |
| Tipperary | 79 | 70 | 722 | 258 | 740 | 309 | 1 | 1 | 1542 | - 7.7 | 638 (41.4%) |
| Waterford/Kilkenny | 60 | 56 | 942 | 330 | 946 | 565 | 7 | 7 | 1955 | + 4.2 | 958 (49.0%) |
| Wexford | 84 | 70 | 1336 | 333 | 1049 | 360 | 46 | 43 | 2515 | + 0.3 | 806 (32.0%) |
| TOTALS | 2035 | 1629 | 34930 | 10181 | 47993 | 15651 | 400 | 326 | 85358 | - 1.4 | 27787 (32.6%) |
| CITY AREAS | | | | | | | | | | | |
| Dublin Metropolitan | 926 | 660 | 19049 | 5472 | 30743 | 8247 | 206 | 178 | 50924 | + 2.0 | 14557 (28.6%) |
| Cork | 118 | 107 | 2088 | 543 | 2935 | 1107 | 8 | 8 | 5149 | - 15.3 | 1765 (34.3%) |
| Limerick | 58 | 54 | 1647 | 332 | 1870 | 745 | 4 | 3 | 3579 | + 0.7 | 1134 (31.7%) |
| Galway | 26 | 20 | 584 | 156 | 902 | 380 | - | - | 1512 | - 5.1 | 556 (36.8%) |
| Waterford | 12 | 11 | 367 | 103 | 400 | 250 | 1 | 1 | 780 | - 12.1 | 365 (46.8%) |

INDICTABLE OFFENCES WHICH BECAME KNOWN TO THE GARDAI DURING THE YEAR ENDED 31st DECEMBER, 1987

| (1) NATURE OF OFFENCES | (2) No. of Offences reported or known | (3) No. of Offences in which Criminal Proceedings were Commenced | RESULT OF PROCEEDINGS IN CASES | | | | | | | | | | | | | (16) Still Pending in District Court | (17) Crime for which the perpetrators were detected but for which no proceedings are shown. | Number (by Sex and Age Groups) of Persons convicted or against whom the Charge was held proved and Order made without Conviction. | | | | | | | | |
|--|--|---|--------------------------------|------------------------------|------------------|---|-------------------------------|--|-------------------|--|--------------------------|---|--------------------------|---|------------|---|--|---|-------------------------------|-----------|-------------------------------|------------|---------------------------|------------|---------------|------------|
| | | | (4) Informations refused | Dealt with on Indictment and | | | | | | (10) Committed for Trial and still awaiting Trial | Dealt with Summarily and | | | | | | | (18) Under 14 Years | (19) 14 and under 17 years | | (20) 17 and under 21 years | | (21) 21 years and over | | (22) Total | |
| | | | | (5) Convicted | (6) Acquitted | (7) Found Insane & incapable of Pleading | (8) Nolle Prosequi entered | (9) Adjourned Sine Die or otherwise disposed of | (11) Convicted | | (12) Dismissed | (13) Charge proved & order made without Conviction | (14) Charge Withdrawn | (15) Adjourned Sine Die or otherwise disposed of | M | | | | F | M | F | M | F | M | | F |
| | | | | | | | | | | | | | | | | | | | | | | | | | | |
| GROUP I Offences against the Person | | | | | | | | | | | | | | | | | | | | | | | | | | |
| 29. Abduction | 2 | 1 | | | | | | | | | | | 1 | | | | | | | | | | | | | |
| 30. Bigamy | 1 | 1 | | | 1 | | | | | | | | | | | | | | | | | | | | | |
| 31. Kidnapping | 1 | 1 | | | | | | | | | | | | | | 1 | | | | | | | | | | |
| 32. False Imprisonment | 29 | 9 | | 2 | 2 | | | | | | | 1 | | | 4 | 4 | | | 2 | | 3 | | | 5 | | |
| 33. Possession of Firearms with Intent to Endanger Life | 22 | 19 | | 3 | | | | | 3 | | | | | | 13 | 1 | | | 2 | | 1 | | | | 3 | |
| 34. Use of Firearms to resist arrest or aid escape | 4 | 1 | | | | | | | | 1 | | | | | | | 2 | | 1 | | | | | | 1 | |
| 35. Possession of Firearms or ammunition in suspicious circumstances | 36 | 34 | | 3 | | | | | 5 | 8 | | 1 | 1 | | 16 | | | 4 | 5 | 1 | 7 | | | | 17 | |
| 36. Carrying Firearms with Criminal Intent | 21 | 14 | | 2 | | | | | 3 | 2 | | | | | 7 | 1 | | | 2 | | 2 | | | | 4 | |
| | | | | | | | | | | | | | | | | | | | | | | | | | | |
| | | | | | | | | | | | | | | | | | | | | | | | | | | |
| | | | | | | | | | | | | | | | | | | | | | | | | | | |
| | | | | | | | | | | | | | | | | | | | | | | | | | | |
| TOTAL GROUP I | 2035 | 1508 | | 87 | 8 | | 3 | 2 | 119 | 424 | 29 | 16 | 35 | 13 | 772 | 121 | | 5 | 2 | 53 | 1 | 184 | 14 | 338 | 20 | 617 |

INDICTABLE OFFENCES WHICH BECAME KNOWN TO THE GARDAI DURING THE YEAR ENDED 31st DECEMBER, 1987

| NATURE OF OFFENCES (1) | No. of Offences reported or known (2) | No. of Offences in which Criminal Proceedings were (3) | RESULT OF PROCEEDINGS IN CASES | | | | | | | | | | | | Still Pending in District Court (16) | Crimes for which the perpetrators were detected but for which no proceedings are shown. (17) | Number (by Sex and Age Groups) of Persons convicted or against whom the Charge was held proved and Order made without Conviction. | | | | | | | | | | | | | | | | | | | | |
|---|--|---|---------------------------------|---|----------------------|---|-----------------------------------|--|--|---|-----------------------|---|------------------------------|---|---|---|---|-----------------------------------|-----------------------------------|-------------------------------|-------------------|----|------|-----|------|---|---|---|---|---|--|--|--|--|--|--|--|
| | | | Informations refused (4) | Dealt with on Indictment and (5)-(9) | | | | | Committed for Trial and still awaiting Trial (10) | Dealt with Summarily and (11)-(15) | | | | | | | (18) | | (19) | | (20) | | (21) | | (22) | | | | | | | | | | | | |
| | | | | Convicted (5) | Acquitted (6) | Found Insane & incapable of Pleading (7) | Nolle Prosequi entered (8) | Adjourned Sine Die or otherwise disposed of (9) | | Convicted (11) | Dismissed (12) | Charge proved & order made without Conviction (13) | Charge Withdrawn (14) | Adjourned Sine Die or otherwise disposed of (15) | | | Under 14 Years (18) | 14 and under 17 years (19) | 17 and under 21 years (20) | 21 years and over (21) | Total (22) | | | | | | | | | | | | | | | | |
| | | | | | | | | | | | | | | | | | | | | | | M | F | M | | F | M | F | M | F | | | | | | | |
| GROUP II | | | | | | | | | | | | | | | | | | | | | | | | | | | | | | | | | | | | | |
| Offences against property with violence | | | | | | | | | | | | | | | | | | | | | | | | | | | | | | | | | | | | | |
| 07. Burglary | 28793 | 7041 | | 236 | 14 | | 2 | 3 | 266 | 1798 | 83 | 43 | 35 | 52 | 4509 | 646 | 151 | | 610 | 34 | 786 | 11 | 959 | 107 | 2658 | | | | | | | | | | | | |
| 08. Aggravated Burglary | 1187 | 342 | 1 | 53 | 2 | | | | 30 | 37 | 2 | | 10 | | 207 | 4 | | 8 | | 25 | | 84 | 1 | 118 | | | | | | | | | | | | | |
| 09. Robbery | 1426 | 348 | | 12 | 1 | | 1 | | 14 | 75 | 4 | | 2 | 1 | 238 | 12 | 1 | 10 | 2 | 51 | | 53 | 1 | 118 | | | | | | | | | | | | | |
| 10. Robbery with Arms | 128 | 19 | | 7 | | | | | 3 | 2 | | | 1 | | 6 | 1 | | | | 7 | | 7 | | 14 | | | | | | | | | | | | | |
| 11. Assaulting dwelling house by firing shots into them or by use of explosives | 3 | 1 | | | | | | | | | | | | | 1 | | | | | | | | | | | | | | | | | | | | | | |
| 12. Threatening to publish or publishing with intent to extort | 1 | 1 | | | | | | | | | | | | | 1 | | | | | | | | | | | | | | | | | | | | | | |
| 13. Arson | 208 | 47 | | | | | | | 4 | 9 | | 1 | 1 | | 32 | 14 | 3 | | 6 | 3 | | 2 | | 14 | | | | | | | | | | | | | |
| 14. Killing and maiming cattle | 2 | 1 | | | | | | | | | | | | | 1 | | | | | | | | | | | | | | | | | | | | | | |
| 15. Malicious damage to Schools | 148 | 40 | | | | | | | | 10 | | | | | 30 | 17 | 1 | | 1 | 15 | | 1 | | 18 | | | | | | | | | | | | | |
| 16. Other malicious injury to property | 2856 | 1339 | | 42 | | | | | 39 | 440 | 27 | 15 | 13 | 10 | 753 | 168 | 22 | | 81 | 1 | 211 | 4 | 287 | 10 | 616 | | | | | | | | | | | | |
| 17. Causing an explosion likely to endanger life or damage property | 8 | 1 | | | | | | | 1 | | | | | | | | | | | | | | | | | | | | | | | | | | | | |
| 18. Attempting to cause an explosion | 3 | 2 | | | | | | | | | | | | | 2 | | | | | | | | | | | | | | | | | | | | | | |
| 19. Possession of explosive substances | 9 | 7 | | 2 | 1 | | | 1 | | 1 | | | | | 2 | 2 | | | | | | 3 | | 3 | | | | | | | | | | | | | |
| 20. Making explosives | | | | | | | | | | | | | | | | | | | | | | | | | | | | | | | | | | | | | |

INDICTABLE OFFENCES WHICH BECAME KNOWN TO THE GARDAI DURING THE YEAR ENDED 31st DECEMBER, 1987

| NATURE OF OFFENCES (1) | No. of Offences reported or known (2) | No. of Offences in which Criminal Proceedings were Commenced (3) | RESULT OF PROCEEDINGS IN CASES | | | | | | | | | | | | Crimes for which the perpetrators were detected but for which no proceedings are shown. (17) | Number (by Sex and Age Groups) of Persons convicted or against whom the Charge was held proved and Order made without Conviction. | | | | | | | | | | | | | | | | | | | | | | | | | | |
|--|--|---|---------------------------------|------------------------------|----------------------|---|-----------------------------------|--|-----------------------|--|--------------------------|---|------------------------------|---|---|---|----------------------------|-----------------------------------|-----------------------------------|-------------------------------|-------------|-----------|-------------|------------|-------------------|----|----|----|---|--|--|--|--|--|--|--|--|--|--|--|--|--|
| | | | Informations refused (4) | Dealt with on Indictment and | | | | | | Committed for Trial and still awaiting Trial (10) | Dealt with Summarily and | | | | | Still Pending in District Court (16) | (18) | | (19) | | (20) | | (21) | | (22) Total | | | | | | | | | | | | | | | | | |
| | | | | Convicted (5) | Acquitted (6) | Found insane & incapable of Pleading (7) | Nolle Prosequi entered (8) | Adjourned Sine Die or otherwise disposed of (9) | Convicted (11) | | Dismissed (12) | Charge proved & order made without Conviction (13) | Charge Withdrawn (14) | Adjourned Sine Die or otherwise disposed of (15) | | | Under 14 Years (18) | 14 and under 17 years (19) | 17 and under 21 years (20) | 21 years and over (21) | | | | | | | | | | | | | | | | | | | | | | |
| | | | | | | | | | | | | | | | | | | | | | M | F | M | F | | M | F | M | F | | | | | | | | | | | | | |
| GROUP II | | | | | | | | | | | | | | | | | | | | | | | | | | | | | | | | | | | | | | | | | | |
| <i>Offences against Property with Violence</i> | | | | | | | | | | | | | | | | | | | | | | | | | | | | | | | | | | | | | | | | | | |
| 51. Interference with Railway | 4 | | | | | | | | | | | | | | | | | | | | | | | | | | | | | | | | | | | | | | | | | |
| 52. Unlawful seizure of Aircraft | | | | | | | | | | | | | | | | | | | | | | | | | | | | | | | | | | | | | | | | | | |
| 53. Unlawful seizure of Vehicles | 40 | 10 | | | | | | | 1 | 2 | | | | 1 | 6 | 4 | | | | | | | | | 1 | 1 | 2 | | | | | | | | | | | | | | | |
| 54. Unlawful possession of house-breaking implements | 114 | 111 | | 1 | | | | | 3 | 25 | 5 | | 1 | | 76 | 3 | | | | | | | | | 5 | 11 | 14 | 30 | | | | | | | | | | | | | | |
| TOTAL GROUP II | 34930 | 9310 | 1 | 353 | 18 | | 3 | 4 | 361 | 2399 | 122 | 59 | 63 | 64 | 5863 | 871 | 177 | 1 | 720 | 38 | 1110 | 15 | 1411 | 119 | 3591 | | | | | | | | | | | | | | | | | |

VALUE OF PROPERTY STOLEN AND RECOVERED IN 1987

Table showing:- (1) Offences against property with violence (lines 37 to 40, inclusive of the table of indictable offences for 1987).
 (2) Larcenies etc. offences against property without violence (lines 55 to 59, inclusive, of table of indictable offences for 1987).

| | Less than £10 | £10 and less than £50 | £50 and less than £100 | £100 and less than £200 | £200 and less than £300 | £300 and less than £400 | £400 and less than £500 | £500 and less than £1,000 | £1,000 and less than £5,000 | £5,000 and over | Total No. of crimes in which property was stolen | Total value of property stolen £ | Total value of property recovered £ | Total No. of cases in which no property was stolen |
|--|---------------|-----------------------|------------------------|-------------------------|-------------------------|-------------------------|-------------------------|---------------------------|-----------------------------|-----------------|--|-------------------------------------|--|--|
| (1) No. of offences against property with violence | 1,262 | 4,111 | 3,237 | 3,908 | 2,408 | 1,868 | 1,509 | 3,919 | 3,289 | 499 | 26,010 | 19,053,044 | 1,789,541 | 5,524 |
| (2) No. of larcenies etc. | 3,347 | 10,774 | 7,634 | 8,294 | 4,089 | 2,187 | 1,277 | 2,483 | 1,863 | 379 | 42,327 | 12,833,276 | 1,214,783 | 351 |

TOTAL VALUE OF PROPERTY STOLEN

1987 £31,886,320

1986 £44,856,631

TOTAL VALUE OF PROPERTY RECOVERED

£3,004,324 (9.4%)

£3,902,305 (8.7%)

AGE ANALYSIS OF MURDERED PERSONS — 1987

| Age in years | 0-9 | 10-14 | 15-16 | 17-20 | 21-29 | 30-64 | 65-74 | 75-99 |
|---------------|-----|-------|-------|-------|-------|-------|-------|-------|
| No of persons | 5 | 1 | — | 1 | 8 | 11 | 2 | 1 |

Murders Recorded and Detected in 1987 by Divisions

| Division | Recorded | Detected |
|--------------------------|-----------|-----------|
| Carlow/Kildare | — | — |
| Cavan/Monaghan | 1 | — |
| Cork East | — | — |
| Cork West | — | — |
| Clare | — | — |
| Donegal | 1 | — |
| Dublin Metropolitan Area | | |
| — Northern | 5 | 4 |
| — North Central | 3 | 1 |
| — South Central | — | — |
| — Southern | 7 | 6 |
| — Eastern | 1 | 1 |
| Galway West | — | — |
| Kerry | — | — |
| Leix/Offaly | — | — |
| Limerick | 2 | 2 |
| Longford/Westmeath | — | — |
| Louth/Meath | 4 | 1 |
| Mayo | 1 | 1 |
| Roscommon/Galway East | — | — |
| Sligo/Leitrim | 1 | 1 |
| Tipperary | 1 | 1 |
| Waterford/Kilkenny | 2 | 1 |
| Wexford | — | — |
| TOTALS | 29 | 19 |

**ANALYSES OF AGGRAVATED BURGLARIES WHERE FIREARMS WERE USED AND ARMED ROBBERIES -
LINES 38 AND 40 TABLE OF INDICTABLE OFFENCES - 1987**

| | House/ Flat | Bank | P.O. | Betting Office | Licensed Premises | Chemist Shop | Shop/ Sta'l | Garage | Factory/ Store | Bldg- Society | Office | Credit Union | Rail- way Stn. | Rent Office | Hotel | Petrol Stn. | Street/ Road | Other | TOTAL |
|-----------------------|----------------|-----------|-----------|-------------------|----------------------|-----------------|----------------|----------|-------------------|------------------|-----------|-----------------|-------------------|----------------|----------|----------------|-----------------|-----------|------------|
| Carlow/Kildare | 4 | 5 | 1 | | | | 1 | | | | 2 | | | | | 1 | 1 | | 15 |
| Cavan/Monaghan | 3 | 2 | | | | | | | | | | | | | | | | | 5 |
| Clare | | | 1 | | | | | | | | | | | | | | | | 1 |
| Cork East | | | 1 | | | | | | | | 1 | | | | | | 2 | | 4 |
| Cork West | 1 | | | | | | | | | | | | | | | | | | 1 |
| Donegal | 4 | | 1 | | 1 | | | | | | | | | | | | | | 6 |
| DMA - Northern | 9 | 6 | 18 | 8 | 16 | 1 | 37 | | 2 | 1 | 3 | 5 | 4 | 4 | 2 | 2 | 34 | 11 | 163 |
| North Central | | 3 | 3 | 8 | 23 | | 13 | 3 | 4 | 2 | 4 | | | 4 | | 1 | 14 | 9 | 91 |
| South Central | 3 | 9 | 6 | 5 | 4 | | 8 | 1 | 3 | | 4 | 1 | | 2 | | 2 | 15 | 5 | 68 |
| Southern | 13 | 5 | 7 | 6 | 3 | 2 | 20 | 2 | 9 | | 2 | 3 | | 1 | | 2 | 40 | 18 | 133 |
| Eastern | 4 | 4 | 2 | 1 | 2 | | 8 | 1 | | 1 | 1 | | | 2 | 2 | 2 | 9 | 4 | 41 |
| Galway West | 1 | | | | | | | | | | | | | | | | | 1 | 2 |
| Kerry | | | | | | | | | | | | | | | | | 1 | | 1 |
| Leix/Offaly | | | | | | | | | | | | | | | | | | | |
| Limerick | 1 | | | | 1 | | | | | | | | | | | | 4 | | 6 |
| Longford/Westmeath | | 2 | | | | | | | | | | | | | | | | | 3 |
| Louth/Meath | 9 | 4 | 3 | | 1 | | 1 | | | | 2 | | | | | 1 | 3 | 2 | 26 |
| Mayo | | | | | | | | | | | | | | | | | | | |
| Roscommon/Galway East | | | | | | | | | | | | | | | 1 | | | | 1 |
| Sligo/Leitrim | | | | | | | | | | | | | | | | 1 | 1 | 1 | 3 |
| Tipperary | 2 | | | | | | 1 | | | | | | | | | | 1 | 1 | 5 |
| Waterford/Kilkenny | | | | | | | 1 | | | | | | | | | | 1 | | 2 |
| Wexford | 1 | | 1 | | | | | | | | | | | | | | 2 | | 4 |
| TOTALS | 55 | 40 | 44 | 28 | 51 | 3 | 90 | 7 | 18 | 4 | 19 | 9 | 4 | 11 | 5 | 12 | 128 | 53 | 581 |

CASH ANALYSIS OF AGGRAVATED BURGLARIES WHERE FIREARMS WERE USED AND ARMED ROBBERIES - 1987

| | | | | | | | | | | | | | | | | | | | |
|-------------------|-----------|-----------|-----------|-----------|-----------|----------|-----------|----------|-----------|----------|-----------|----------|----------|-----------|----------|-----------|------------|-----------|------------|
| Up to £99.99 | | | 1 | | 7 | | 28 | 3 | | | 2 | | 1 | 1 | | 6 | 23 | 5 | 77 |
| £100 to £499.99 | 11 | | | 20 | 20 | 3 | 33 | 1 | 2 | | 6 | 3 | | 2 | 1 | 1 | 23 | 14 | 140 |
| £500 to £999.99 | 6 | 2 | 5 | 4 | 6 | | 4 | | 3 | 1 | 3 | | 2 | 2 | 1 | 1 | 13 | 4 | 57 |
| £1000 to £4999.99 | 14 | 16 | 13 | 1 | 11 | | 9 | 3 | 5 | | 5 | 4 | 1 | 3 | 1 | 2 | 28 | 11 | 127 |
| £5000 + | 11 | 19 | 16 | | 2 | | 6 | | 3 | 2 | 3 | 1 | | 1 | | | 20 | 12 | 96 |
| Nothing taken. | 13 | 3 | 9 | 3 | 5 | | 10 | | 5 | 1 | | 1 | | 3 | 1 | 2 | 21 | 7 | 84 |
| TOTALS | 55 | 40 | 44 | 28 | 51 | 3 | 90 | 7 | 18 | 4 | 19 | 9 | 4 | 11 | 5 | 12 | 128 | 53 | 581 |

ARMS, AMMUNITION, EXPLOSIVES SEIZED BY THE GARDAÍ DURING THE YEAR 1987

During the year 1987, the following quantities of arms, ammunition, explosives, etc., illegally held, were seized by the Gardaí from various sources.

| | |
|--------|--|
| 218 | Firearms (including rifles, shotguns, machineguns, pistols, revolvers, etc). |
| 14,765 | Rounds of ammunition (assorted). |
| 3,677 | Shotgun cartridges. |
| 99 | Detonators. |
| 23 | Magazines for firearms. |
| 13 | Hand grenades |
| 4,007 | Lbs. of explosives |
| 23 | Bombs of various types |

In addition to the above, a large quantity of detonating fuse wire was seized, together with assorted bomb-making material and explosive items, as well as incendiary devices, walkie-talkie sets, tubes for mortar bombs and timing devices.

SCENES OF CRIME EXAMINATION

During the year, the Scenes of Crime Examiners from the Fingerprint Section of the Technical Bureau attended the scenes of 10,639 crimes, compared with 13,254 during the previous year. In 1,256 instances the fingermarks of culprits were identified compared with 1,145 identifications in 1986. 670 scenes of crime were visited by members attached to Ballistics Section compared with 599 scenes attended during the previous year.

FORENSIC SCIENCE

In 1987 the Forensic Science Laboratory dealt with a total of 3,116 cases. Of these 1,192 were drugs cases while 1,924 other cases covered murder, rape, hit and run accidents, fires, armed robberies, etc. Approximately 26,000 separate exhibits were brought to the laboratory for testing. There were 147 cases involving the suspected use of firearms and 51 involving explosives.



MISSING PERSONS


During the year 1,300 persons were reported missing. At the end of the year 22 persons were still not traced. Two male bodies found during the year remain unidentified.

DOG HANDLERS

Trained dogs were used by Garda handlers during the year in searches for drugs and explosives. They were also used in tracking operations in major crimes and general patrolling. During the year 171 arrests were made by members of the Dog Unit. In addition they assisted in the investigation of 157 other cases.

NON-INDICTABLE OFFENCES

-  Non-indictable offences in which proceedings were taken
-  Persons convicted



See Appendix 'B'

NON-INDICTABLE OFFENCES — Proceedings and Persons Convicted in the year 1987

| OFFENCES (1) | No of Offences in which proceedings were taken (2) | Charges withdrawn or dismissed (3) | Number of convictions (4) | Charges proved and order made without conviction (5) | Adjourned or otherwise disposed of (6) | No. of persons convicted or against whom charge was held proved or order made without conviction (7) |
|---|--|---|------------------------------------|--|---|---|
| (l) Driving or attempting to drive or being in charge of animal-drawn vehicle while drunk | 7 | — | 7 | — | — | 7 |
| (m) Driving or attempting to drive pedal cycle while drunk | 26 | — | 20 | 4 | 2 | 23 |
| (n) Exceeding speed limit (i) Built-up area | 9172 | 879 | 7588 | 533 | 272 | 7890 |
| (ii) Special | 2285 | 154 | 1947 | 92 | 92 | 1933 |
| (iii) Ordinary | 1072 | 94 | 918 | 40 | 20 | 947 |
| (iv) General | 3541 | 377 | 2826 | 194 | 144 | 2937 |
| (o) Driving dangerously, defective M.P.V. | 1508 | 149 | 351 | 148 | 860 | 291 |
| (p) Other offences | 11525 | 2439 | 6873 | 1375 | 838 | 6332 |
| (q) Construction Equipment and Use of Vehicles Regulations, 1963 | | | | | | |
| (i) Defective tyres | 9677 | 605 | 3940 | 659 | 1473 | 3203 |
| (ii) Defective steering | 43 | 7 | 29 | 4 | 3 | 28 |
| (iii) Defective brakes | 571 | 57 | 388 | 32 | 94 | 320 |
| (iv) Gross Weights of Goods Vehicles | 995 | 147 | 694 | 39 | 115 | 723 |
| (v) Axle | 68 | 29 | 22 | — | 17 | 22 |
| (vi) Other Offences | 13904 | 1440 | 7438 | 1379 | 3647 | 6040 |
| 6. (a) Taking M.P.V. without authority | 1659 | 148 | 1112 | 66 | 333 | 1028 |
| (b) Unauthorised interference with mechanism of M.P.V. | 1940 | 194 | 1206 | 151 | 389 | 1007 |
| (c) Taking possession of pedal cycle without consent | 88 | 13 | 58 | 8 | 9 | 63 |
| 7. EEC Regulations: (i) Vehicle Testing | 2595 | 464 | 1470 | 339 | 322 | 1273 |
| (ii) Tachograph | 3068 | 477 | 2028 | 250 | 333 | 1867 |
| 8. Road Transport Acts | 3010 | 444 | 2072 | 251 | 243 | 1965 |
| 9. Roads Act and Finance Acts—Excise Licence | 143330 | 33338 | 52265 | 13487 | 44240 | 47169 |
| 10. Intoxicating Liquor Laws. Offences against: | | | | | | |
| (a) Illegally on Licensed Premises during closing hours | 12988 | 683 | 11376 | 176 | 753 | 11299 |
| (b) Drunkenness, Simple | 1116 | 102 | 832 | 102 | 80 | 856 |
| (c) Drunkenness with aggravation | 3400 | 245 | 2683 | 174 | 298 | 2580 |
| (d) Offences by Licensed Persons (or their Servants) against closing Regulations | 3295 | 990 | 1937 | 95 | 273 | 1893 |
| (e) Other Offences by Licensed Persons (or their Servants) | 228 | 44 | 141 | 4 | 37 | 142 |
| (f) Supplying or selling drink to persons under 18 years | 21 | 10 | 6 | 1 | 4 | 7 |
| (g) Offences in connection with Registered Clubs | 59 | 7 | 45 | 3 | 4 | 42 |
| (h) Other offences against Intoxicating Liquor Laws | 446 | 69 | 299 | 30 | 48 | 294 |

NON-INDICTABLE OFFENCES — Proceedings and Persons Convicted in the year 1987

| OFFENCES (1) | No of Offences in which proceedings were taken (2) | Charges withdrawn or dismissed (3) | Number of convictions (4) | Charges proved and order made without conviction (5) | Adjourned or otherwise disposed of (6) | No. of persons convicted or against whom charge was held proved or order made without conviction (7) |
|--|--|---|------------------------------------|--|---|---|
| 11. Labour Laws, Offences against | 9 | — | 9 | — | — | 9 |
| 12. Malicious Damage to Animals, Fences, etc. | 2010 | 232 | 1296 | 90 | 392 | 1253 |
| 13. Police Regulations, Offences against: | 2183 | 106 | 1441 | 167 | 469 | 1413 |
| (a) Dublin Metropolitan Police Acts | 659 | 85 | 261 | 54 | 259 | 252 |
| (b) Summary Jurisdiction (Ireland) Act, 1851 | — | — | — | — | — | — |
| 14. Prostitution | — | — | — | — | — | — |
| 15. Living on earnings of prostitute | — | — | — | — | — | — |
| 16. Revenue Laws, Offences against | 128 | 22 | 72 | 3 | 31 | 47 |
| 17. Stealing, Receiving or Possessing Stolen Property (not the subject of larceny at Common Law) | 304 | 40 | 199 | 6 | 59 | 184 |
| 18. Street Trading Acts—Offences against | 1731 | 1270 | 379 | 3 | 79 | 375 |
| 19. Vagrancy Acts—Offences against: | 139 | 52 | 68 | 9 | 10 | 68 |
| (a) Begging | 99 | 12 | 55 | 17 | 15 | 71 |
| (b) Other Offences | 13 | — | 10 | — | 3 | 10 |
| 20. Wireless Telegraphs Act, 1926—Offences against | 272 | 20 | 202 | 29 | 21 | 226 |
| 21. Firearms Acts—Offences against | 2 | — | 2 | — | — | 2 |
| 22. Explosives—Offences in relation to | — | — | — | — | — | — |
| 23. Misuse of Drugs Act, 1977/84: | 1216 | 66 | 876 | 54 | 220 | 857 |
| (a) Unlawful possession of controlled drugs: Section 3 | 194 | 42 | 89 | 5 | 58 | 135 |
| (b) Unlawful possession of controlled drugs with intent to supply: Section 15 | 50 | 2 | 39 | — | 9 | 41 |
| (c) Importation of controlled drugs | 17 | — | 13 | 1 | 3 | 11 |
| (d) Cultivation of controlled drugs | 25 | — | 22 | 1 | 2 | 23 |
| (e) Allowing premises etc. to be used | 137 | — | 125 | 4 | 8 | 45 |
| (f) Possession of forged prescription | 85 | — | 80 | 3 | 2 | 35 |
| (g) Forging a prescription | 59 | 3 | 51 | 1 | 4 | 43 |
| (h) Attempts etc. and miscellaneous offences, Section 21 | 32 | — | 8 | — | 24 | 8 |
| (i) Other offences | 139 | 21 | 69 | 12 | 37 | 74 |
| 24. Offences under Juries Act, 1976 | 8987 | 1499 | 5190 | 1090 | 1208 | 4840 |
| 25. Other Offences | — | — | — | — | — | — |
| TOTAL | 572899 | 127754 | 219671 | 54173 | 171301 | 192201 |

**NON-INDICTABLE OFFENCES BY DIVISION
YEAR ENDED 31st. DECEMBER, 1987**

| Division | Total No. of offences in which proceedings were taken |
|-----------------------|--|
| Carlow/Kildare | 16,169 |
| Cavan/Monaghan | 11,767 |
| Cork East | 42,774 |
| Cork West | 10,324 |
| Clare | 8,592 |
| Donegal | 7,796 |
| D.M.A. | 323,704 |
| Galway West | 10,477 |
| Kerry | 12,896 |
| Leix/Offaly | 14,918 |
| Limerick | 15,365 |
| Longford/Westmeath | 11,053 |
| Louth/Meath | 23,966 |
| Mayo | 9,402 |
| Roscommon/Galway East | 9,400 |
| Sligo/Leitrim | 9,082 |
| Tipperary | 11,909 |
| Waterford/Kilkenny | 13,931 |
| Wexford | 9,374 |
| TOTAL | 572,899 |

The following table shows a breakdown of the principal offences for which proceedings were taken.

| Type of offences | Number of offences in which proceedings were taken |
|--|---|
| Highway Acts (Road Traffic Acts, Road Transport Acts and Roads Act) | 526,293 |
| Intoxicating Liquor Laws | 21,551 |
| Assaults | 5,891 |
| School Attendance Act | 81 |
| Control of Dogs Act | 453 |
| Malicious Damage | 2,010 |
| Street Trading Acts | 1,731 |
| Vagrancy Acts | 238 |
| Drug Offences | 1,815 |
| Dublin Metropolitan Police Acts | 2,183 |
| Other | 10,653 |

GARDA JUVENILE LIAISON OFFICER SCHEME

The Garda Juvenile Liaison Scheme was introduced in 1963 and it now operates in every Garda Division. The Scheme provides for the cautioning of juvenile offenders, as an alternative to Court proceedings, subject to certain conditions. As such, it aims to divert those who offend against the law, away from criminal activity. Juvenile Liaison Officers are members of the Garda and they receive special training to equip them with a variety of skills appropriate to their work. The job of the Juvenile Liaison Officer includes the rehabilitation of young offenders, supervising and guiding potential delinquents, and all aspects of youth work.

The following tables show the activities of the Scheme since its inception in 1963, and for 1987, respectively:

| Particulars | | D.M.A. | All other Divisions | Total |
|---|---------------|---------------|---------------------|---------------|
| Juveniles admitted to the Scheme since its inception in 1963. | Boys | 12,627 | 14,798 | 27,425 |
| | Girls | 2,370 | 2,930 | 5,300 |
| | Totals | 14,997 | 17,728 | 32,725 |
| Recidivists | | 1,808 | 1,644 | 3,452 |
| Cases closed, subject 17 years of age | | 6,270 | 6,957 | 13,227 |
| Cases closed, supervision withdrawn after 2 years | | 5,146 | 5,923 | 11,069 |
| Number of visits to homes of delinquents | | 180,635 | 200,355 | 380,990 |
| Visits to Boys' Clubs | | 27,829 | 43,635 | 71,464 |
| Lectures and Meetings | | 13,212 | 32,471 | 45,683 |

During 1987, 3,709 juveniles were admitted to the Scheme, comprising 2,993 boys and 716 girls.

| Particulars | | D.M.A. | All other Divisions | Total |
|---|---------------|--------------|---------------------|--------------|
| Juveniles admitted during 1987 | Boys | 1,001 | 1,992 | 2,993 |
| | Girls | 254 | 462 | 716 |
| | TOTALS | 1,255 | 2,454 | 3,709 |
| Recidivists | | 242 | 213 | 455 |
| Cases closed, subject 17 years of age | | 511 | 850 | 1,361 |
| Cases closed, supervision withdrawn after 2 years | | 517 | 1,067 | 1,584 |
| Visits to homes of delinquents | | 11,133 | 19,385 | 30,518 |
| Visits to Boys' Clubs | | 2,014 | 3,466 | 5,480 |
| Lectures and Meetings | | 972 | 2,426 | 3,398 |

GARDA COMMUNITY RELATIONS

The Garda Community Relations Section was established in 1978 with a view to developing and fostering better relations between An Garda Síochána and the community, inculcating in young people respect for authority, and obtaining and maintaining greater co-operation of the community in the upkeep of law and order.

To achieve these objectives the Section devises and administers community relations programmes in the areas of Crime Prevention, Neighbourhood Watch, Community Policing and Community Alert. It formulates and co-ordinates policy and monitors the activities of personnel employed as Crime Prevention/Community Relations Officers and Juvenile Liaison Officers.

The Community Relations Section also has responsibility for liaising with voluntary and statutory Agencies, particularly those concerned about issues of crime and law enforcement.

The Section is continuously reviewing methods and approaches in policing strategies and in 1987 a pilot scheme in Neighbourhood Policing was introduced. The response to this initiative to date is encouraging and may, pending further evaluation, result in the extension of this method of policing to other areas.

CRIME PREVENTION

The function of the Garda Crime Prevention Office is to provide an advisory and informational service to business people, shopkeepers and householders in the areas of home protection, security surveys and personal security. This is done through the provision of lectures/talks to individuals and community groups; the distribution of crime prevention literature and the mounting of exhibitions.

The media, and in particular the "Garda Patrol" television programme, contribute significantly in highlighting the incidence of crime and alerting public awareness on the need to take precautionary measures against criminal attack.

During 1987, 5,692 security surveys were carried out, 11 exhibitions were held and 2,297 lectures were provided.

NEIGHBOURHOOD WATCH

The continued commitment by the public to establish community based crime prevention initiatives, in co-operation with the Garda Síochána, was evident throughout 1987. Neighbourhood Watch, a movement with a more urban bias, also expanded rapidly. By the end of the year a total of 527 schemes had been established comprising 135,528 households. 1987 saw the erection of the first street signs which indicate the existence of a scheme in a specific area. By the end of the year a total of 214 schemes had erected 871 such signs.

COMMUNITY ALERT

In rural areas, community, farming and sporting organisations continued to take steps to protect the more vulnerable members of their communities from criminal attack. Community Alert, piloted by Muintir na Tire, continues to operate a supportive crime prevention role to elderly people living in isolated areas. The Scheme continues to expand and it has been extended to a number of areas during 1987.

COMMUNITY POLICING

A pilot scheme to provide local communities in urban areas with a more personalised Garda presence was introduced in the Cabinteely/Shankill area of Co. Dublin on 1st November, 1987 and has been extended to a number of centres in the North Dublin area. This scheme will be closely monitored with a view to its adoption in other urban areas in 1988.

SUB-AQUA UNIT

The Garda Sub-Aqua Unit was established in 1966 to carry out searches for:

- (a) Bodies of victims of crime or drowning accidents.
- (b) Weapons used in the commission of crime or other evidence of crime deposited in water.

The Unit carried out 29 search operations during the year in connection with the investigation of crime. Property recovered includes firearms; a murder weapon; motor vehicles and stolen property. Resulting from 23 underwater search operations, the Unit recovered 13 bodies.

THE EMERGENCY 999 SERVICE

During the year 189,908 emergency 999 calls were received by the Garda: 150,422 calls at the Communications Centre, Dublin Castle; 27,713 at the Communications Room, Union Quay, Cork City; 3,696 calls at the Communications Room, Henry Street, Limerick; 2,264 calls at Communications Room, Galway; 2,083 calls at the Communications Room, Waterford; 2,408 calls at the Communications Room, Dundalk; 931 calls at the Communications Room, Letterkenny, and 391 calls at the Communications Room, Portlaoise.

STOLEN MOTOR VEHICLE INVESTIGATION UNIT

This Unit which operates for the whole country is based in Dublin. Close liaison is maintained with similar units in other countries and this co-operation has led to the recovery of many stolen vehicles. During the year 1,523 vehicles were recorded as stolen. 1,076 of the vehicles stolen were motor cars while the remaining 447 vehicles consisted of motor cycles, lorries, vans, etc.

ROAD TRAFFIC

There were 426 fatal traffic accidents during the year resulting in the deaths of 462 persons. These figures show an increase of 75 in the numbers killed and 71 in the number of accidents compared to the figures for the previous year.

PUBLIC RELATIONS AND PRESS OFFICE

During 1987 the Garda Press Office was engaged in many activities, from the day-to-day functions of servicing the media to travelling to scenes of major incidents. There was a substantial increase in the number of queries from the media and the general public.

MISUSE OF DRUGS

In 1987, the number of persons charged with offences under the Misuse of Drugs Acts, 1977-1984, was 1,196. This compares with 1,163 persons charged in 1986 and shows an increase of 2.8%.

The total number of seizures of controlled drugs in 1987 was 1,235, a decrease of 14.2% on the figure of 1,440 in 1986. The most notable feature of the drug scene in 1987 shows a major increase in the amount of cannabis resin seized and the very significant reduction in the amount of heroin seized. The increase in the amount of cannabis resin seized can be accounted for in four seizures alone amounting to 86 kilogrammes. In 1987, heroin was in short supply but addicts were using Buprenorphine (Temgesic) which is a synthetic opiate. This drug was regularly encountered by Gardaí engaged on drug searches, but possession of the drug was not an offence. Due to its extensive abuse this drug was added to the schedule of controlled drugs on 29th September, 1987, making its possession unlawful. All the heroin seizures were made in Dublin with the exception of .42 grammes at Slane Rock Concert.

At the end of 1987, a total of 2,981 members of all ranks had undergone drug courses at Garda Headquarters. Also during the year 652 lectures and talks on drug abuse were given on request to interested groups and organisations.

The Customs Service continued to play an active role in co-operation with the Gardaí in making drug seizures at points of entry to the country.

DRUG OFFENCES 1987

Age Groups of Persons Charged

| Under 17 years | | 17 and under 21 years | | 21 years and over | |
|----------------|--------|-----------------------|--------|-------------------|--------|
| Male | Female | Male | Female | Male | Female |
| 13 | — | 219 | 17 | 866 | 81 |

Particulars of Drugs Seized 1987

| TYPE OF DRUG | QUANTITY SEIZED |
|-------------------|-----------------|
| Cannabis Resin | 99.30 kg., |
| Cannabis | 1.80 kg., |
| Cannabis Plants | 100 |
| Amphetamines | 135.28 g. |
| Cocaine | 30.00 g. |
| Heroin | 51.56 g. |
| Morphine | 11 t., .074g. |
| Psilocin | 23.70 g. |
| LSD | 59 units. |
| Synthetic Opiates | 496 t., 580 ml. |

t. — tablet
g. — gramme
kg. — kilogramme
m.l. — millilitre
t. — tablet

DRUG OFFENCES – PERSONS CHARGED 1987

| DIVISIONS | No. of Persons Charged | Persons Charged | | TYPE OF DRUG | No. of Persons Charged |
|--------------------------|------------------------|-----------------|-------------|--|------------------------|
| | | Nationality | Number | | |
| Dublin Metropolitan Area | 983 | Irish | 1140 | Cannabis Resin | 510 |
| Carlow/Kildare | 5 | English | 23 | Cannabis Resin/Cannabis | 19 |
| Cavan/Monaghan | - | N. Irish | 14 | Cannabis Resin/Heroin | 29 |
| Clare | 1 | Dutch | 5 | Cannabis Resin/Cocaine | 5 |
| Cork East | 111 | N. American | 4 | Cannabis | 94 |
| Cork West | 2 | Spanish | 3 | Cannabis/Heroin | 21 |
| Donegal | 3 | German | 2 | Cannabis/Cocaine | 4 |
| Galway West | 5 | Canadian | 2 | Heroin | 256 |
| Kerry | 1 | French | 2 | Morphine | 5 |
| Leix/Offaly | 2 | Welsh | 1 | Cocaine | 14 |
| Limerick | 34 | | | L.S.D. | 11 |
| Longford/Westmeath | 2 | | | Psilocin | 13 |
| Louth/Meath | 15 | | | Amphetamines | 12 |
| Mayo | 2 | | | Synthetic Narcotics | 31 |
| Roscommon/Galway East | - | | | Other Offences | |
| Sligo/Leitrim | 2 | | | Importation | 56 |
| Tipperary | 5 | | | Forged Prescriptions | 67 |
| Waterford/Kilkenny | 15 | | | Cultivation of Cannabis Plants | 24 |
| Wexford | 8 | | | Allow Premises to be used for Drug Abuse | 23 |
| | | | | Obstruction | 2 |
| TOTALS | 1196 | | 1196 | TOTAL | 1196 |

TRAFFIC OFFENCES—DRINK AND DRIVING 1987

Annual Statistics of Breath Tests, Blood/Urine Tests, Arrests, etc.

1. BREATH TESTS

| | |
|---|--------|
| (a) Total number of persons breath tested | 10,129 |
| (b) Breath test positive | 5,710 |
| (c) Breath test negative | 4,419 |
| (d) Breath test refused | 344 |

2. BLOOD/URINE TESTS

| | |
|--------------------------|-------|
| (a) Blood specimen given | 4,218 |
| (b) Urine specimen given | 2,277 |
| (c) Specimen refused | 674 |

3. ARRESTS

| | |
|---|-------|
| (a) For refusing breath tests (Sections 12 and 13 of the Road Traffic (Amendment) Act, 1978) | 344 |
| (b) Arrest without breath test (Sections 49 and 50 R.T.A. 1961 as amended by Sections 10 and 11 Road Traffic (Amendment) Act, 1978) | 1,484 |

4. ANALYSES OF SPECIMENS

| | |
|---|-------|
| (a) Under prescribed concentration | 610 |
| (b) Over prescribed concentration | 5,640 |
| (c) Specimens still to be analysed at end of year | 166 |
| (d) Insufficient or spoiled | 79 |

| | |
|-----------------------|--------------|
| TOTAL ANALYSES | 6,495 |
|-----------------------|--------------|

**NON INDICTABLE OFFENCES (TRAFFIC) 1987
(Drink and Driving)**

Sex and Age of Persons Convicted

| Offence | Persons Convicted | 17 and under 21 years | | 21 years and over | |
|---|-------------------|-----------------------|---|-------------------|-----|
| | | M | F | M | F |
| Driving or attempting to drive a M.P.V. while drunk or with a blood/urine/alcohol concentration above the prescribed limit. | 2,702 | 115 | 2 | 2,469 | 116 |
| Being in charge of M.P.V. while drunk or with a blood/urine/alcohol concentration above the prescribed limit. | 175 | 7 | 0 | 165 | 3 |
| Refusing to provide or permit the taking of blood/urine specimen at Garda Station. | 426 | 11 | 1 | 396 | 18 |
| Refusing to provide a preliminary specimen of breath. | 165 | 4 | 1 | 152 | 8 |

FINE ON THE SPOT NOTICES ISSUED IN 1987

| | Parking Violations | Non Display of Licence Disc |
|---------------------|--------------------|-----------------------------|
| Gardai | 55,773 | 17,729 |
| Wardens | 488,577 | 59,435 |
| Total | 544,350 | 77,164 |
| Fines Paid | 219,999 | 11,276 |
| Court Proceedings | 168,570 | 42,142 |
| Notices Cancelled | 15,483 | 10,126 |
| Proceedings Pending | 136,050 | 13,550 |
| Spoiled Notices | 4,248 | 70 |

ROAD TRAFFIC ACT 1961 (SECTION 103) OFFENCES REGULATIONS, 1976

Parking Violations — Fine on the Spot Notices Issued — 1987

| | Carlow/ Kildare | Cavan/ Monaghan | Clare | Cork East | Cork West | Donegal | DMA | Galway West | Kerry | Leix/Orfaly | Limerick | Longford/ Westmeath | Louth/Meath | Mayo | Roscommon/ Galway East | Sligo/Leitrim | Tipperary | Waterford/ Kilkenny | Wexford | TOTAL | |
|---------------------|--------------------|--------------------|-------|-----------|-----------|---------|--------|-------------|-------|-------------|----------|------------------------|-------------|------|---------------------------|---------------|-----------|------------------------|---------|--------|--------|
| Gardaí | 285 | 436 | 638 | 16554 | 669 | 501 | 22989 | 4391 | 1372 | 844 | 795 | 486 | 435 | 329 | 818 | 766 | 799 | 1179 | 1487 | 55773 | |
| Wardens | | | | | | | 486557 | | 1670 | | | 350 | | | | | | | | | 488577 |
| TOTALS | 285 | 436 | 638 | 16554 | 669 | 501 | 509546 | 4391 | 3042 | 844 | 795 | 836 | 435 | 329 | 818 | 766 | 799 | 1179 | 1487 | 544350 | |
| Fines Paid | 162 | 262 | 444 | 7152 | 473 | 259 | 202855 | 1845 | 1359 | 484 | 511 | 431 | 167 | 168 | 630 | 431 | 587 | 737 | 1042 | 219999 | |
| Court Proceedings | 14 | 78 | 40 | 4327 | 52 | 5 | 162765 | 194 | 450 | 90 | 46 | 102 | 44 | 40 | 53 | 53 | 34 | 100 | 83 | 168570 | |
| Notices Cancelled | 11 | 15 | 76 | 939 | 50 | 66 | 12580 | 498 | 644 | 65 | 31 | 73 | 42 | 21 | 74 | 85 | 35 | 83 | 95 | 15483 | |
| Proceedings Pending | 97 | 68 | 77 | 2884 | 87 | 169 | 128505 | 1830 | 563 | 193 | 207 | 196 | 176 | 100 | 61 | 189 | 132 | 253 | 263 | 136050 | |
| Spoiled Notices | 1 | 13 | 1 | 1252 | 7 | 2 | 2841 | 24 | 26 | 12 | | 34 | 6 | | | 8 | 11 | 6 | 4 | 4248 | |

OFFENCES RECORDED AND DETECTED 1978-1987

| Year | Recorded | Detected |
|------|----------|----------|
| 1978 | 62,000 | 25,286 |
| 1979 | 64,057 | 26,370 |
| 1980 | 72,782 | 29,017 |
| 1981 | 89,400 | 32,754 |
| 1982 | 97,626 | 32,788 |
| 1983 | 102,387 | 33,699 |
| 1984 | 99,727 | 32,173 |
| 1985 | 91,285 | 29,795 |
| 1986 | 86,574 | 27,373 |
| 1987 | 85,358 | 27,787 |

NON INDICTABLE OFFENCES
Proceedings and Persons Convicted 1983-1987

| Year | Proceedings | Persons Convicted |
|------|-------------|-------------------|
| 1983 | 729,307 | 372,460 |
| 1984 | 846,906 | 357,948 |
| 1985 | 566,676 | 290,745 |
| 1986 | 554,271 | 288,308 |
| 1987 | 572,899 | 192,201 |

